

# Light Duty

FOR PICKUPS, SERVICE BODIES, STAKEBEDS, DUMP THROUGH, AND CARGO VANS

C2 GPC X1-LDF

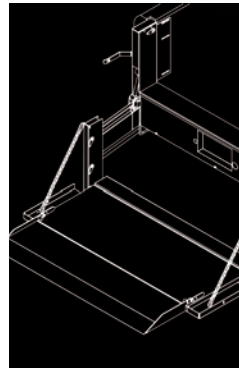
## Introducing the all-new C2!

Just like the liftgates you know, but at significantly reduced cost. All of Maxon's C2 liftgates are built with high performance and low maintenance in mind. An oversized, fully enclosed pump and motor assembly helps ensure increased life and less downtime, while maintenance-free bearings reduce the need for service.



## The C2


The C2 lifts provide direct lift with level ride, with ramp options that increase loadable platform depth, as well as the option for steel or aluminum platforms. No matter your need, C2 can be configured to meet it.



### C2

- Dual hydraulic lifting cylinders
- Maintenance-free components
- Protected / recessed main control with time-out feature
- Steel, aluminum, grip strut or bar grate platforms
- Fully-enclosed hydraulic system
- Ramp options increase loadable platform depth to 42"
- Available optional galvanized - at the same price as painted

Visit [www.maxonlift.com/products/light-duty](http://www.maxonlift.com/products/light-duty) for the latest information and configuration options.

SERIES	PLATFORM	CAPACITY	BED HEIGHT	GATE WEIGHT	RAMP OPTIONS	RECOMMENDED FOR
C2 Pickup	55" x 27" AL, ST, GS, BG 55" x 38" AL, ST 55" x 42" ST 55" x 48" AL	1,300 to 1,500 lbs	28" to 42"	435 to 535 lbs	Fixed ramp	Light-Duty 
C2 Service Body	49" x 27" AL, ST 49" x 38" AL, ST 49" x 42" ST 49" x 48" AL 50" x 27" GS, BG	1,300 to 1,600 lbs	28" to 42"	430 to 475 lbs	Fixed ramp	Light-Duty 
C2 Dump Through	83" x 33" ST	1,600 lbs	30" to 50"	628 lbs	Fixed ramp	Light-Duty 
C2 Stakebed & Van Body	87" x 33" GS, BG 87" x 35" ST 87" x 37" AL 87" x 41" AL, ST	1,600 lbs	30" to 50"	561 to 655 lbs	Fixed ramp	Light-Duty 

 Light-Duty  Medium-Duty  Heavy-Duty

ST = Steel, AL = Aluminum, ST/AL = Steel/Aluminum, GS = Grip Strut, BG = Bar Grate



GPC X1-LDF


## GPC X1-LDF

The all-new LDF, designed for today's compact cargo vans. Imagine what this gate will do for your productivity. Discover Maxon, the new heavy in light.



### GPC X1-LDF

- Lightest liftgate in its class (fewest amount of parts due to the patented X1 technology)
- Ultra-slim control box (0.2" thick)
- Simple bolt-on installation (no cutting or welding on chassis frame)
- Bridge plate standard

SERIES	PLATFORM	CAPACITY	GATE WEIGHT	RAMP OPTIONS	RECOMMENDED FOR
GPC X1-LDF	63" x 53" AL	1,300 lbs	415 lbs	Wedge	Light-Duty 

 Light-Duty  Medium-Duty  Heavy-Duty

ST = Steel, AL = Aluminum, ST/AL = Steel/Aluminum, GS = Grip Strut, BG = Bar Grate