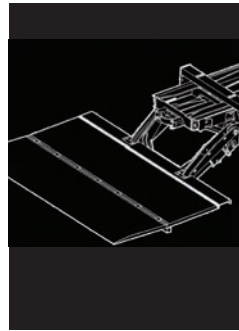


Maxon's Slidelifts stow horizontally underneath the truck or trailer. Slidelifts don't need extension plates and therefore can accommodate roll-up as well as swing doors. Maxon offers Slidelift® products with level ride (GPSLR/RA) as well as level-ramping ride (GPS/GPST).



### GPS

- Lightweight, Slidelift model
- Stores underneath rear of trailer
- Standard aluminum platform
- Automatic "Quicklock" stabilizes the lifting platform
- Standard hand held remote and dual cart stops
- Auto leveling and foot controls
- Shipped completely assembled

### Smart Options

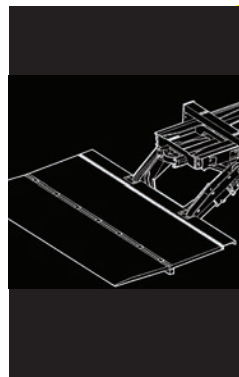
All of Maxon's Slidelift gates include rugged design and smart features like dual cart stops, auto leveling, and soft-landing

With the introduction of the GPSLR series, Maxon has made Slidelifts even easier to use. Combined with a hydraulic locking system which locks the gate securely during transit, the GPSLR is the most full-featured, intelligent Slidelift on the market.



### GPSLR

- Stores underneath rear of trailer
- Lightweight design
- Lightweight aluminum platform standard
- Level ride travel for a platform that sits flat on the ground
- Shipped completely assembled

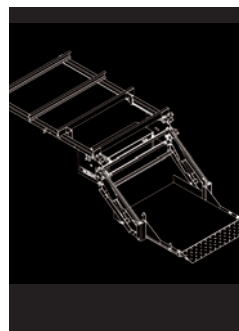


### GPST

- Unique X1 technology which utilizes only one lift and one tilt cylinder, resulting in less parts and maintenance costs
- Double acting cylinders ensure a smooth and reliable deployment
- Unique Quick Lock mechanism prevents platform bouncing
- Flip over section is torsion spring assisted for ease in opening/ closing
- 2-speed cylinders that slow the platform when it touches the ground and tilts down automatically
- Explicitly designed for trucks, excels in performance and compact dimensions


The GPS and GPST are level-ramping ride slider versions for trailer (GPS) and truck application (GPST). These two gates utilize the patented X1 technology and are a benchmark in terms of efficiency, light-weight design and durability.

For the latest information on Maxon's Slidelift models, visit [www.maxonlift.com/products/slidelift](http://www.maxonlift.com/products/slidelift).







### RA

- Two hydraulic lifting cylinders with bi-directional lock valves
- Comes completely assembled and prefilled with hydraulic oil
- Wide arm design for stability and maximum side rail clearance capabilities
- Greaseable pins and bushings on all pivot points
- Maxgrip & cycle counter standard
- **Galvanized Finish - STANDARD!**



GPSLR

SERIES	PLATFORM	CAPACITY	BED HEIGHT*	GATE WEIGHT	RAMP OPTIONS	RECOMMENDED FOR
GPS	82" x 96" AL	5,500 lbs	34" to 49"** *up to 55" version available via SOR	1,780 lbs	Wedge	Heavy-Duty 
GPSLR	51" x 86" AL 60" x 86" AL 63" x 86" AL 72" x 86" AL	3,300 to 4,400 lbs	46" to 53"	1,690 to 1,715 lbs	Fixed ramp, aluminum retention ramp (single or dual)	Heavy-Duty 
GPST	67" x 94.5" ST/AL	4,400 lbs	38" to 56"	1,654 lbs	Wedge	Medium / Heavy-Duty 
RA	55" x 48" ST/AL 55" x 60" ST/AL 55" x 82" ST/AL 79" x 48" ST/AL 79" x 60" ST/AL 79" x 82" ST/AL	3,500 to 4,500 lbs	46" to 60"	1,105 to 1,315 lbs	Fixed ramp, retention ramp	Heavy-Duty 

 Light-Duty  Medium-Duty  Heavy-Duty

ST = Steel, AL = Aluminum, ST/AL = Steel/Aluminum

\*Minimum bed height depends on platform size.